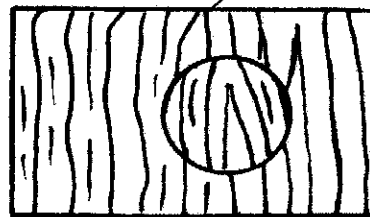
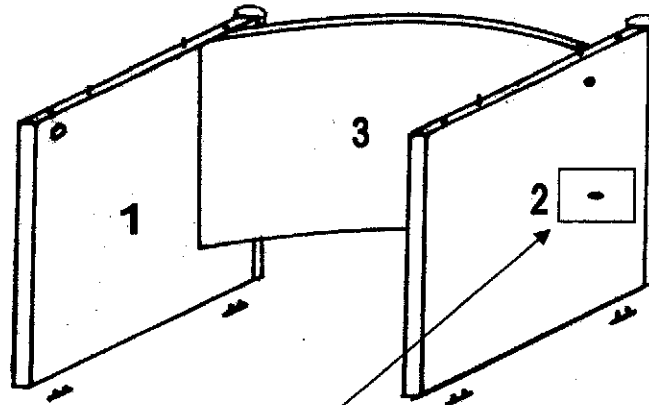

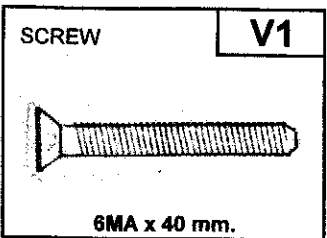

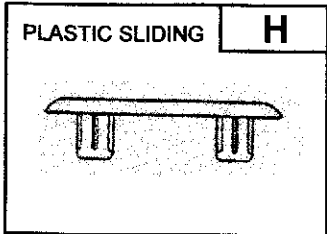
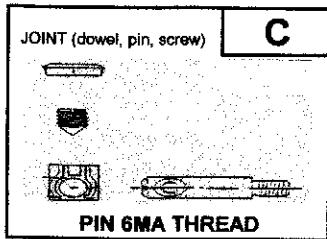


MADE IN ITALY



SKETCH - 1 -

**ASSEMBLING INSTRUCTIONS: "DESK MOD. CANNES SC186 - SC210"**

- Insert plastic sliding "H" under sides (1) (2).
- Fix frontal panel (3) to sides (1) (2) (screw "V1").
- Cover screws "V1" with relevant stickers "P2" with grain in vertical position matching sides grain (**See sketch - 1 -**).
- Joint desk top (4) to sides (1) (2) (joint "C").

Mod. IASC01